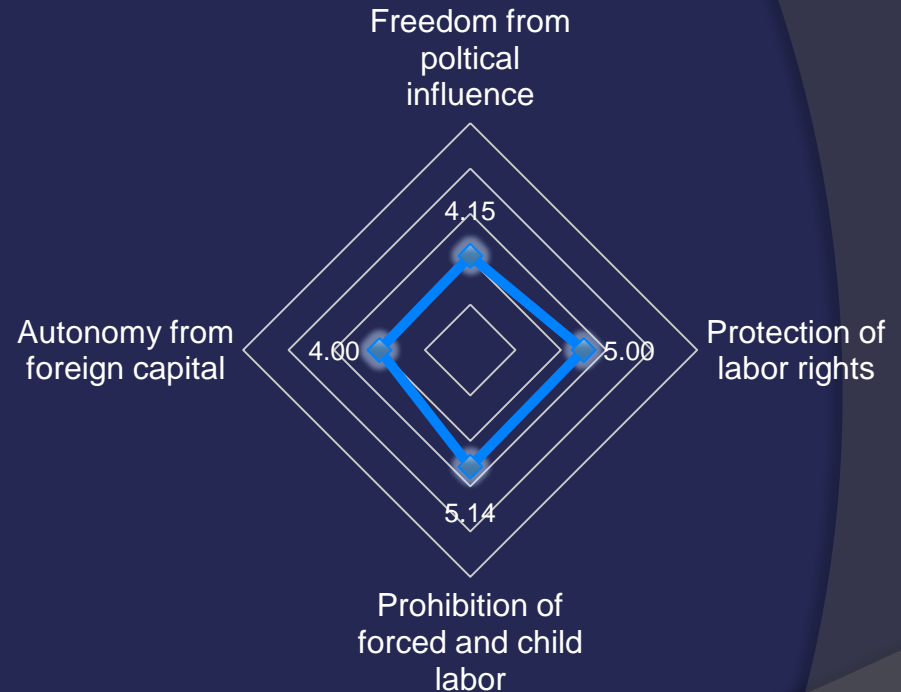


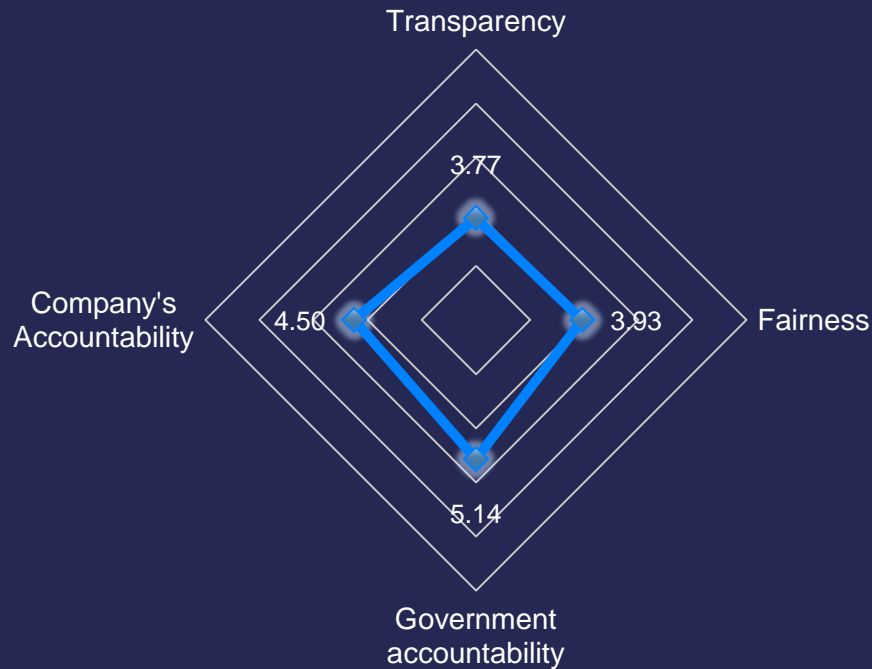
Economic Autonomy

- Not formally state-controlled but government officials' direct or indirect business interests.
- Rights of workers are unprotected despite provisions of the Labor Code.
- Poverty and unemployment continue to create social conditions for child labor to persist.
- Heavy dependence on foreign capital.



Economic Autonomy	Political Leaning	Median	Mean	Std. Dev.	Min	Max
	Q1-Freedom from political power	Left	6	5	2.53	1
Right		3	3.43	1.397	2	6
All		4	4.15	2.08	1	8
Q2-Protection of labor rights	Left	3	3.71	2.138	1	7
	Right	7	6.29	1.604	4	8
	All	5	5	2.25	1	8
Q3-Prohibition of forced and child labor	Left	3	4	2.309	2	9
	Right	6	6.29	1.799	4	9
	All	4.5	5.14	2.32	2	9
Q4-Autonomy from foreign country	Left	2	2.14	1.574	0	5
	Right	6	5.86	2.545	2	9
	All	3	4	2.80	0	9

Economic Competition

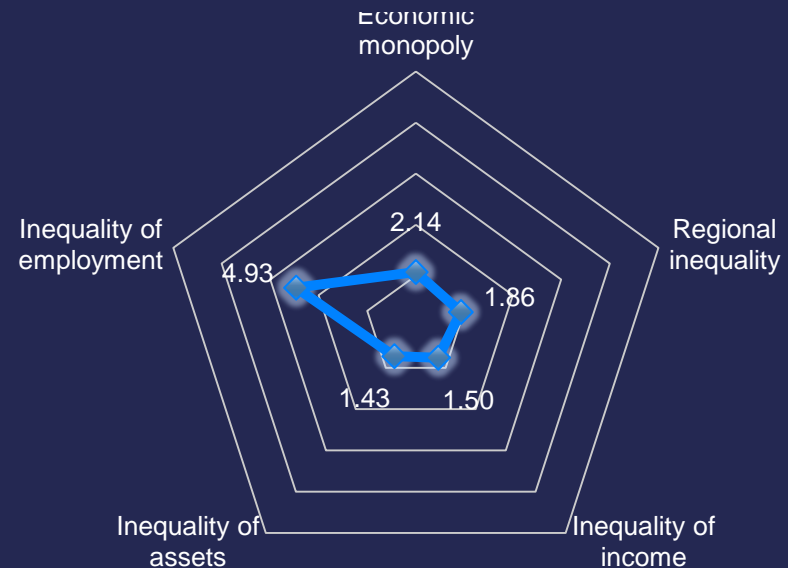


- Rules to ensure transparency and competition are poorly implemented.
- There are loopholes in laws and regulations that allow companies to circumvent the protection of labor rights.

Economic Competition	Political Leaning	Median	Mean	Std. Dev.	Min	Max
Q5-Economic transparency	Left	3.5	2.83	2.317	0	5
	Right	4	4.57	2.299	2	9
	All	4.03	3.77	2.39	0	9
Q6-Economic fairness	Left	3	3.14	1.952	1	6
	Right	4	4.71	2.36	2	8
	All	4	3.93	2.24	1	8
Q7-Government's accountability	Left	3	3.57	2.149	1	7
	Right	7	6.71	1.496	5	9
	All	5.5	5.14	2.41	1	9
Q8-Company's accountability	Left	4	3.57	2.299	0	6
	Right	5	5.43	1.988	3	9
	All	5	4.5	2.28	0	9

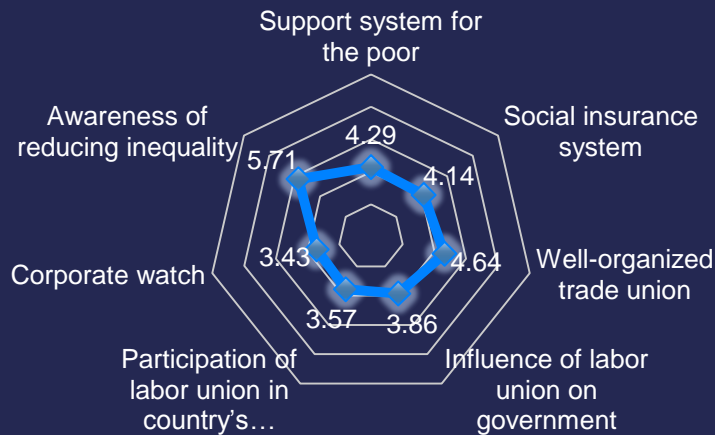
Economic pluralization

- ⦿ Taipans and conglomerates dominate, also foreign concentration in key industries.
- ⦿ there is as much economic inequality in low-income regions as much as there is in high-income regions.
- ⦿ Very few control the resources; limited success of land reform
- ⦿ Discrimination of workers by age, gender and marital status, and in wages in multinational corporations.



Economic Pluralization	Political Leaning	Median	Mean	Std. Dev.	Min	Max
Q9-Economic monopoly	Left	1	1.57	1.134	0	3
	Right	2	2.71	1.604	1	5
	All	2	2.14	1.46	0	5
Q10-Regional inequality	Left	1	1.14	1.464	0	4
	Right	3	2.57	1.618	0	5
	All	1.5	1.86	1.66	0	5
Q11-Inequality of income	Left	1	1.14	1.069	0	3
	Right	1	1.86	1.464	0	4
	All	1.5	1	1.29	0	4
Q12-Inequality of asset	Left	1	1	0.816	0	2
	Right	2	1.86	0.9	1	3
	All	1.43	1	0.94	0	3
Q13-Inequality of employment	Left	5	4.14	2.035	1	7
	Right	6	5.71	1.496	3	7
	All	4.93	5.00	1.90	1	7

Economic solidarity



- But, the condition of worsening crisis and poverty continues to fuel social discontent and stimulate public enthusiasm to push for genuine social change

- Social support system is weak and lacking despite government's CCT program; allocations for basic social is insufficient.
- Social insurance provided is limited and issues of corruption beset some of these agencies; ineffective and it covers only small portion of the country's population.
- Low coverage of labor unions since many are employed in informal sector.
- Represented but have little influence.
- Participation of labor unions limited in large companies.
- Consumer movement is weak but social media helps amplify consumer concerns.
- Active role of civil society in raising awareness of reducing inequality.

Economic Solidarity	Political Leaning	Median	Mean	Std. Dev.	Min	Max
Q14-Support for the poor	Left	3	3	1.633	1	6
	Right	5	5.57	1.718	4	9
	All	4	4.29	2.09	1	9
Q15-Social Insurance System	Left	4	3.57	1.902	1	6
	Right	4	4.71	0.951	4	6
	All	4	4.29	2.09	1	9
Q16-Well-organized trade union	Left	4	4.57	2.07	3	8
	Right	4	4.71	2.928	1	8
	All	4.64	4	2.44	1	8
Q17-Influence of labor union on government	Left	3	3.43	2.149	1	7
	Right	4	4.29	2.43	1	8
	All	3.86	3.50	2.25	1	8
Q18-Participation of labor union in country's management process	Left	2	2	1.826	0	5
	Right	5	5.14	3.436	0	10
	All	3.57	3	3.11	0	10
Q19-Corporate watch	Left	3	2.14	1.773	0	4
	Right	4	4.71	1.89	2	8
	All	3.43	4	2.21	0	8
Q20-Awareness of reducing inequality	Left	5	4.71	2.69	0	8
	Right	7	6.71	2.928	2	10
	All	5.71	6	2.89	0	10